



1st Hole



A good chance for an opening birdie, even an eagle to get the round off to a good start. With trouble all down the left, and a pot bunker enticing you to aim left, be sure to go down the right as anywhere right of centre gives you the ideal line into a receptive green.

2nd Hole




By far the hardest par 3 on the course. Depending on what the wind is doing, this hole plays a number of different ways and with a well guarded green, a par on this hole feels like a birdie!

3rd Hole




A fairly straight forward par 5. With hidden bunkers down the right the natural shot is down the left. A good 2nd shot here is the key to making a solid birdie or even a good eagle. Don't be too disheartened with a par.

4th Hole



A cracking par 4. The big hitters can take on the corner & carry the bunker, leaving a wedge into the green. Be careful though with O.B to the left ready to punish those whom are brave enough.

5th Hole




Although it seems an easy S.I 1, don't be fooled! Bunkers either side are ready for stray tee shots and a tough green. Regardless of the pin position, getting close proves difficult. A par is always a great score on this hole.

6th Hole



Personally I see this as one of, if not the toughest hole on the course. It's crucial to keep left of center off the tee with O.B down the right as there is difficult rough, a bunker and a tree blocking any route down the right. The elevated green adds to the difficulty of making a par here. Don't be too disheartened with a bogey.

7th Hole



Seems an easy par 3 - if the pin is left side of the green, play for safety and go for the heart of the green.

8th Hole



A tough hole. Come off the green with a birdie and it will feel like an Eagle; a strong tee shot down the left side as everything kicks right. The hardest green on the course, punishing any misjudged pitch or putt.

9th Hole



A great opportunity to make a birdie after the 8th, the line is down the middle with a slight fade. Trouble all down the right with no route into the green.

10th Hole



Many fall for the trap of taking the corner on. Don't be fooled! Straight and simple to the corner gives you a great view of the green.



11th Hole

Long par 3, coming up short isn't so bad, just ensure you're the good side of the gorse.




12th Hole

A great little teaser. A tight line to the left and the trouble down the middle prompts you to go right. Be careful though.. play for position not distance.



13th Hole

Into the wind, this plays really long. Getting on in 2 is a big task. Off the tee carrying the bunker on the right is a tall order but succeed and it will give you the best possible chance in getting on it 2.



14th Hole

S.I 18 and rightly so! Keep right off the tee and hold the green with your second and you're odds on for a birdie.



15th Hole

Signature hole. Aim for the left side taking the trouble out of play. The second into the green, 9 times out of 10, is always a club longer.



16th Hole

A blind tee shot so take a long iron or 3 wood at most down the right side leaving you short of the hazard with a great view into the green.



17th Hole

A great looking par 3 set up for a slight fade. Make sure you're below the cup as a downhill putt awaits those who go long.



18th Hole

A very strong finishing hole. The line to take is over left edge of the bunkers on the right, more noticeably the pylon in the distance. Getting on in 2 requires a big drive. Be careful of the danger left side & front left of the green. Play safe and lay up.. this will ensure you a solid Par finish.



19th Hole



By far the best hole on the course, giving you the chance to unwind and relax with a refreshing drink and light snack after a tough round. Be careful not to drink too much or you're sure to have a tricky drive home. We hope you have enjoyed your day with us and look forward to seeing you again.